



# How To Get Great Results From Your Master Hole Puncher!

Smart & Simple Solution to Punch Perfect Holes



# Thank You For Your Order!

Thank you very much for your purchase! We are really glad you chose the Pro-Master Belt Hole Puncher and we are confident it will serve you well for a lifetime.

We wrote this pdf to give you some instructions on how to get incredible results from using it, plus, to give you some tips and tricks to get the most out of your purchase.

Customer satisfaction is our first priority. We love to hear back from you. Should you ever have any question, suggestion or comment, please do not hesitate to contact us.

We also invite you to leave your feedback on our product and service. Your opinion helps a small business like ours to grow and improve in the right direction.

We would really like to hear back from you and know if our product has met or exceeded your expectations. We would greatly appreciate it. Your review would mean the WORLD to a small business like ours!

Please do it right here:

[http://www.amazon.com/review/create-review/ref=cm\\_cr\\_dp\\_wrt\\_summary?ie=UTF8&asin=BooKY3WAK6](http://www.amazon.com/review/create-review/ref=cm_cr_dp_wrt_summary?ie=UTF8&asin=BooKY3WAK6)

(Leave your review here.)

We hope you've got a 5-star experience with us. Anything less than that and we consider it a failure on our part. If we haven't earned your 5 star review already, would you please contact us at [crm@promaster-smartsimple.com](mailto:crm@promaster-smartsimple.com) and let us know about your experience with us and our product and what we can do, to make it a perfect one!

Thanks again for being our customer! With all the options out there, the fact you chose Pro-Master is awesome! :)

Have a great day and enjoy your NEW Master Belt Hole Puncher! :)

Sincerely,

STEVE & JULIE CLARK  
Founders of Pro-Master, Smart and Simple

## Connect with Us

We love to connect with fans of Pro-Master. We would love it if you would join our *mailing list* or VIP Club to stay connected and get our news and big deals once in awhile.

If I can be of service, do not hesitate to contact me personally. I personally reply to all emails and I love to hear from our customers.

Contact us by e-mail [crm@promaster-smartsimple.com](mailto:crm@promaster-smartsimple.com) or  
by filling out our contact form on [www.promaster-smartsimple.com](http://www.promaster-smartsimple.com)

# Why you're Going to Love Your Master Hole Punch!

*You've made a smart choice, and here's why.*

You ordered this because you wanted a reliable leather hole punch that works efficiently and reliably ... that is durable and is built with manganese stainless steel to last a LONG time ... and that's exactly what it's going to do for you.

In short, you're going to LOVE the results when you have this. In fact, why don't I explain ...



CBS  
NEWS

AS SEEN ON

abc

NBC

FOX

**Two efficient lever action:**

Much less strength  
needed to punch  
a perfect hole



## SAFETY

- Locking handles ring for safety



## COMFORT

- Less hand strength needed
- Comfort grip handles for big or small hands
- Easy to make precise & sharp holes



## PREMIUM QUALITY MATERIAL

- Highest quality manganese steel
- Black paint coating to prevent oxidation and rust



# Here are 4 Great Things That Your Master Hole Punch Will Do For You!

*"If you're looking for an excellent quality leather hole punch...THIS IS IT!!!! I am so happy I purchased this! It goes through thick leather with no problem. I HIGHLY recommend this product!!! DEFINITELY worth 5 stars!!!!"*

– Ed Polidora

1. The moment you use your Master Hole Punch you will feel how the double lever mechanism takes the strain when you punch through tough materials. This will make it much easier to do repetitive work and prevent blisters and sore hands.
2. You will notice the weight of it in your hands. That is because it is made from high grade manganese steel so it is seriously heavy duty and designed to last a lifetime! This makes the blades ideal for thick leather and perfect for craft projects, horse tack and strong leather belts.
3. This may be the only tool you ever need to make holes. It has six different hole sizes that rotate conveniently, on the wheel, so it's suitable for many different projects - from watch straps to bag straps and everything in between!
4. The Master Hole Punch is so versatile. It will also cut through many materials, including - paper, card, soft plastics, fabric, leather and more...Now that you understand the results you will experience and the technology that we are using ... I bet you'd like to know how to get the best possible results from your Master Hole Punch ...



**Great for many different materials  
Multiple uses for Hobby & Crafts**





# How to Get the Best Results When Using Your Pro-Master Hole Punch!


*"It's so high quality, sturdy, you can tell it is crafted brilliantly. The instructions and amazing customer service definitely made this a quality buy. Could not recommend this item more." - Christina*

*Here's how to get the best results using your new Master Hole Punch...*

1. Read the instructions you receive in the box to make perfect holes every time.
2. If you are adding a new hole to a belt or saddle, for example, make sure you punch the same size as the current holes to be consistent and neat. Use the ruler to space the holes evenly.
3. Store your Master Hole Punch with the box containing the spare punch plate and screwdriver between the handles so you will never lose it.
4. If you want to replace the punch plate, make sure the copper circle is positioned directly under the punch blade. The copper insert is the actual punch pad and the large black surround makes a stable surface for holding the material.



**Great for many different materials  
Multiple uses for Hobby & Crafts**




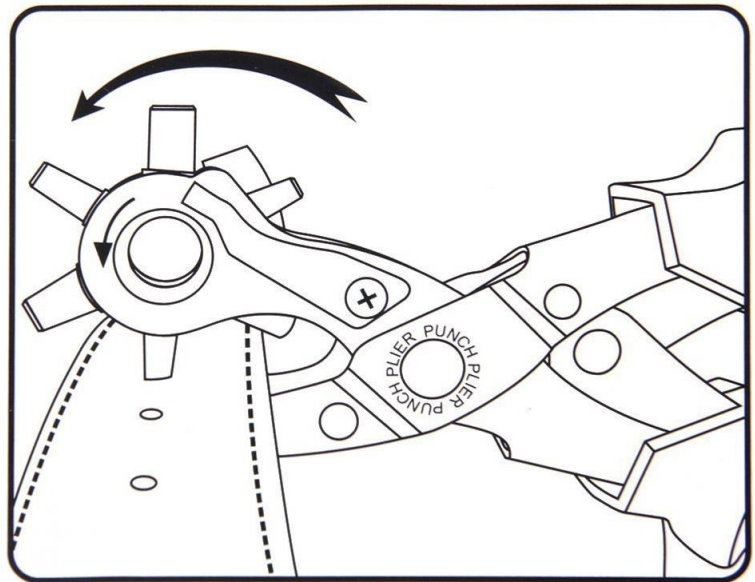
# Long Term Maintenance

To sharpen the blades, fold a sheet of aluminum foil so it is 4 sheets thick and punch about 20 holes in it with each sized punch. Repeat if necessary.

This will keep your punch in “tip-top” condition ☺

## Instructions

1. Release the clasp from the handles
2. Choose your hole size by firmly rotating the wheel until it locks in place. Note the arrow on the wheel.
3. Place the material on the punch plate and squeeze the handles together.
4. Release the handles to reveal your neat hole.



### \*ADDITIONAL IMPORTANT TIPS\*

When you punch a hole and it snaps as the hole is punched through, but upon looking at it you find out it didn't go all the way through, don't worry, just do it again and keep the handles compressed while moving your belt a little bit left and right. After that a new hole will be perfect. Or just do this the first time and every time you punch a new hole. If you don't have enough hand strength to make a hole, do it with both hands.

To replace the punch plate, simply undo the screw under the punch plate with the screwdriver provided and replace with the spare.

# FAQ's About the Master Belt Hole Punch

Q: Why won't it punch cleanly through the material I am working on?

A: If you are punching through thin fabric or material that is very soft, put a piece of cardboard underneath the fabric to thicken and firm it. This will ensure a clean cut all the way through. Also - see [Long Term Maintenance](#) above.

Q: It is hard to turn the wheel. Am I doing something wrong?

A: Due to the strength necessary to keep the punch in a steady position for punching, the locking mechanism is strong and it does take a little force to turn the wheel. We tried to balance the force you need to turn the wheel with the security of the lock. This necessary compromise means it can take a little “umph” to turn the wheel.

Q: Is there a warranty on this product?

A: Yes! We provide 2 year's warranty on the Master Hole Punch. If it fails during this time just send us your Amazon order number and we will replace it for you. Please note it does not cover normal wear and tear, so if your blades become dull use the method above for sharpening them.

Q: Is it easy to punch? Do I need a lot of strength to make it work?

A: Yes, it is very easy to punch and you don't need a lot of strength to make it work because of the two very efficient levers that make it very easy to punch a hole.

Q: How do you rotate the wheel from one size punch to the other?

A: It is very easy to do. There is an arrow on the wheel showing the directions. Follow it and rotate the wheel to the desired punch size.

Q: Does it make holes in fabric?

A: Not necessary but mostly yes. Place card between puncher plate and fabric for best results.

Q: Would anyone recommend using this on an expensive belt such as Hermès or Louis Vuitton?

A: Yes. No problem, but do it correctly and according to the instructions.

Q: Do you think this will punch through 1/4 inch soft rubber?

A: Yes, no problem.

# FAQ's About the Master Belt Hole Punch

Q: Are these holes all round?

A: Yes. Different sizes but all are round.

Q: Will this punch through thin metal?

A: Yes. No problem.

Q: I know this is designed for leather, but has anyone tried using it on paper or cardstock? Does it work for that too?

A: It works for cardstock but not for paper because it is too thin.

Q: Will this do tiny holes as well as large ones? Just want it for belts, nothing more.

A: Yes. It does tiny holes even easier than large ones.

Q: How wide of a belt can I punch with this tool ? I have a few belts that are over 3".

A: Over 3" is too wide. Up to 3" is fine.

Q: Does this punch out the piece completely or cut it such that it must be cut/ripped off the other side?

A: It does it completely. To be sure the punch went through keep the handle compressed and turn the belt a little to the left and right when punching a hole.

Q: Is the item durable?

A: Highest material quality. High carbon steel #45.

Q: What are the dimensions of this item?

A: 10x3x1 inches.



# Pro-Master Products

Pro Master is a small family-owned-and-operated business born out of a desire to provide quality, smart and simple products that help people with DIY home improvements.

## OUR PROMISE

**A satisfied customer is what matters to us the most.** Therefore, our tools are well thought out and made only of high-quality materials. We offer full customer support and it will be our pleasure to assist you any time. Therefore, please do not hesitate to contact us at [crm@promaster-smartsimple.com](mailto:crm@promaster-smartsimple.com).

## SAFE SHOPPING

**Buy with confidence on Amazon.com.** All our products are sold on Amazon.com, where the transaction process is absolutely safe and all your personal data is secure. Moreover, you will have Pro Master's as well as Amazon's own customer service at your disposal whenever you need it.

## Pro-Master Best Sellers

---



Pro-Master Premium Cable Management Sleeve: the easiest and fastest way to get rid of that unsightly mess of cables either behind your desk, TV, PC or Entertainment Center. Made from Premium Neoprene to ensure maximum flexibility and durability. The wrap is reversible black and white and allows you complete customization. Choose the color that matches your décor best, adjust the length to your requirements and make additional slits along the sleeve to exit a cable if you need.

Comes with two **FREE** cable clips to keep your gadgets wires neat and tidy as well.

[>> Click here to view this product](#)



Pro-Master Multitool 15 in 1: a handy and reliable high quality tool that will allow you to have to right fixing tool always on hand. Great for indoor and outdoor - hiking, fishing, camping, hunting...

Made from carbon stainless steel and with spring loaded handles mechanism to reduce hand effort. Easily folds and snaps into a compact pocket size. Comes with a saw-belt pouch included!

[>> Click here to view this product](#)

## Pro-Master Best Sellers

---



Pro-Master Leather Scissors: Great scissors for leather and many other materials. The ProMaster leather scissors feature ergonomically designed handles that are not only comfortable and easy to use but offers you ultimate control over the scissors. Ultra-sharp long lasting blades and one-piece construction makes our scissors built to last for a smooth, effortless and accurate cut every time.

Frequently bought together with our ProMaster leather hole puncher. A perfect set for all your projects.

[>> Click here to view this product](#)

We are constantly working on new products and improving the existing ones. So, we invite you to check the full list of our products on this link: [Amazon-ProMaster-AllProducts](#)

Enjoy your DIY projects and home improvements with Pro-Master,  
Smart & Simple!

